

SpriteTx Pediatric Lift Bench (Item S5A1)



Shown with optional
A/W Syringe & Staging Tray

Versatile, comfortable delivery that will elevate your patients...and your productivity!

Our signature Ergonomic Products **compact delivery channel** and an **adjustable elevation range of 16"** allows much closer positioning to the patient than other benches.

The swiveling channel and assistant arm are equally adept at both four- and two-handed delivery – *and* allow for instant **left/right convertibility**.

An optional **staging tray** provides additional work surface for more extensive treatment, but folds down and away when not in use.

And the rich, durable **Ultraleather®** upholstery is available in a range of bright and **appealing colors** to wow your patients!


Standard Features

- 1 High-speed Air
- 1 Slow-speed Air
- 1 HVE
- 1 Saliva Ejector
- 1 Air/Water Syringe
- 2 Liter Self-contained Water Supply
- Foot Pedal control
- Removable Head & Neck Support
- Rich Ultraleather upholstery
- Dual-density Foam for better and more secure patient support
- Durable Mechanical Lift with igus® Carrier System

COLOR CHOICES

Upholstery:

- Available in fun, kid-friendly Ultraleather colors
- or - Call for additional options



UPGRADES

Utilities:

- 2nd HVE
- 2nd Air/Water Syringe on Doctor's Channel
- or - 3rd Handpiece (High or Slow-speed)
- Staging Tray on Swivel-Arm

Fiber Optics:

- Fiber Optics Light Source & Power Pack

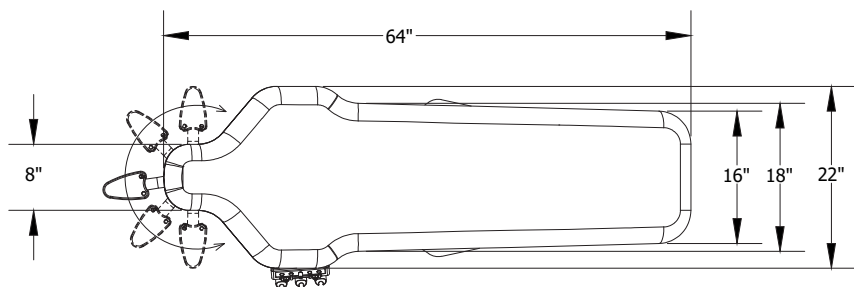
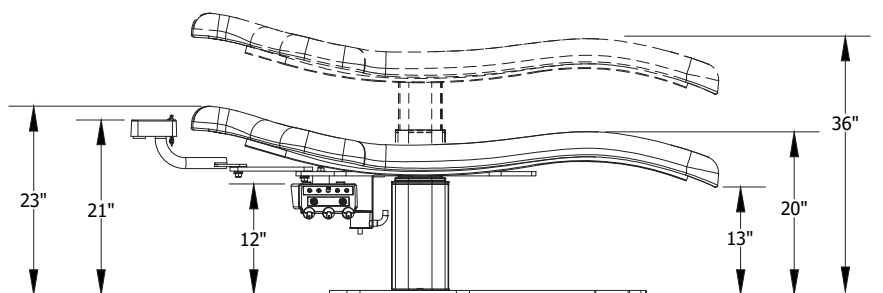
Configuration:

- Removable magnetic Staging Tray on swivel arm





Dimensions, Features & Specifications



Utility Connections ⚡ ⌋ Ⓣ
Integrated floor box for power, air and vacuum connections

Electrical Specifications
120v AC, 60HZ
2 amp main fuse

Air / Vacuum Specifications
Air: 1/4" Compression, Female, 80 psi
Vacuum: 1/2" Copper or PVC stubbed

Plumbing Specifications
N/A - Integral Bottle only

