

32" InWall™ Comfort Station (Item N3A1)



Shown with optional
extended Counter - Item N3A2

Accommodate the **patient experience** while gaining useful storage/work space with this **sleek, space-efficient InWall™**.

Standard Features

- Corian Countertop
- Additional Product Storage behind Mirror
- Open Glove & Bib Storage
- Chrome Faucet
- Brushed stainless Sink
- Utility Access Panel

Optional Features/Configurations

- Available with Sink oriented to the left or right (or without Sink)
- Extended Counter available (either orientation)

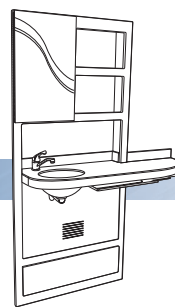
CONFIGURATION

Standard Product Orientation:

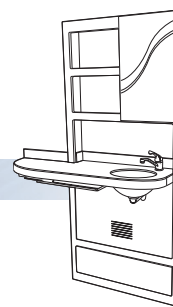
- ☐ Sink oriented left
- ☐ - or - Sink oriented right
- ☐ - or - No Sink

Extended Counter Variation (item N3A2):

- ☐ Extended Counter, left
- ☐ - or - Extended Counter, right
- (Sink must orient opposite Counter)



Counter: Right
Sink: Left



Counter: Left
Sink: Right

COLOR CHOICES

Corian Surface:

- ☐ Available in standard and premium EP Corian color choices.

Cabinet Color Selections:

- ☐ Face Frame and interiors available in standard color choices.
- ☐ - or - Upgrade to woodgrain finish interiors with matching Face Frame paint. (Standard EP woodgrain finishes)



ergonomic products
Performance Without Compromise™

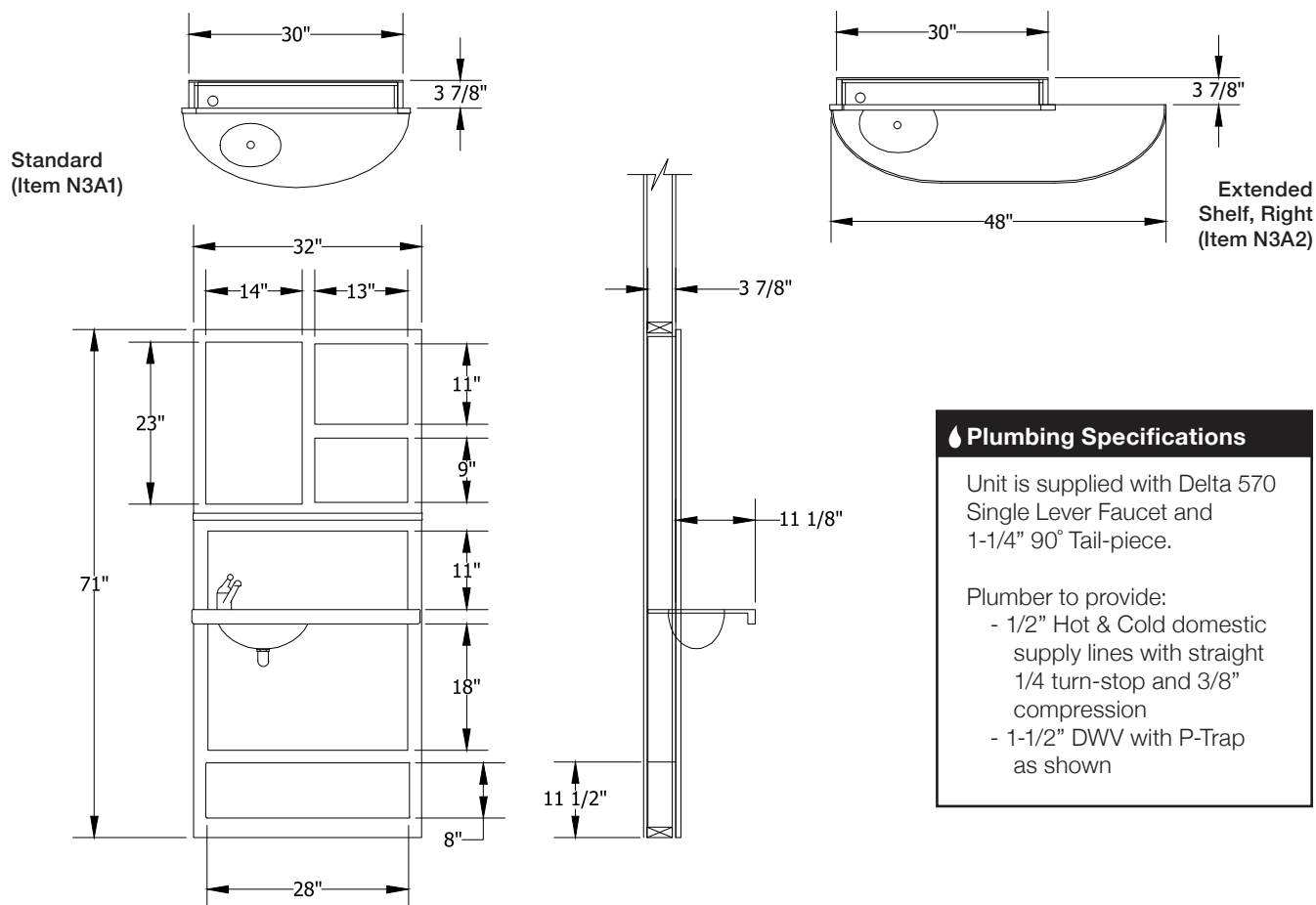
www.ergonomic-products.com • 866-374-6487

Excerpted from EP Catalog:

950-075revL



Dimensions & Utilities



Ideal Room Location

For right handed doctor rooms, the 32" InWall Comfort is best used with a left-oriented sink, placed on centerline of the operator, though some leeway is fine. If the unit needs to be shifted, most doctors will place the unit closer to the toe, rather than head.

The centerline of the cabinet remains the same, if purchased with the extended shelf.

For alternate room layouts or equipment configurations, position unit so that right side of cabinet lines up with head of chair when reclined.

